





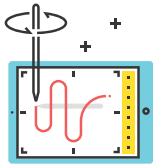
Ideation

To build a user flow, start with a user scenario and sketch out what the user would see and do for each step.



Ideation

Select one of the views from the user flow and sketch it out below in more detail.



Sketch: Review your Lean Canvas and User Scenarios for this project. Annotate the

most important components with a brief description of the desired functionality and behavior.



Prioritize: Users have limited attention. Assign the page you are wireframing with 20

points allocated for user attention. Each element added to the page costs one point. If you want the user to pay more attention to a particular item, then give it more user attention points.



Gather Requirements:

Itemize the key components that make up this page view in

order of priority. Describe the data and tasks required for each component.

Note the content types, permissions, processing and availability of the data, which may affect the timeline for feature implementation.

1. _____
2. _____
3. _____
4. _____
5. _____
6. _____
7. _____